

Scheme Features:

Date: September 30, 2024

Date of Allotment: 26th December 2023
Fund Manager: Ramneek Kundra
Asset Class: Equity

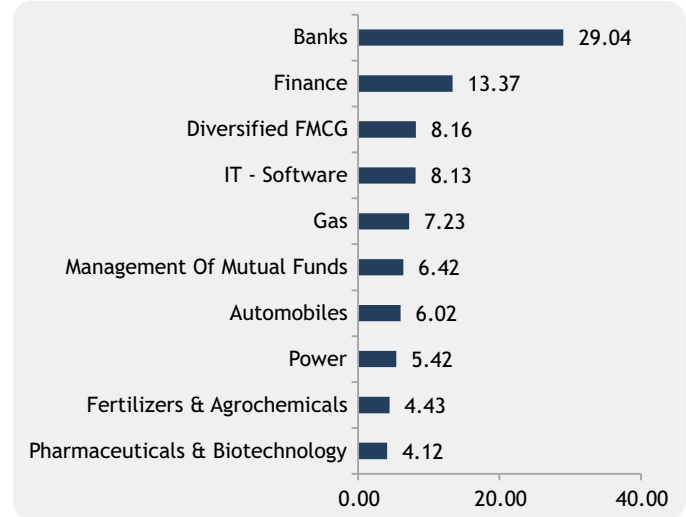
AUM as on 30th Sep 2024: ₹341.84 Cr.
Month End Expense Ratio: 0.09%
Portfolio Turnover: 1.84%

Benchmark: S&P BSE 200
Since Inception Returns: 29.71%

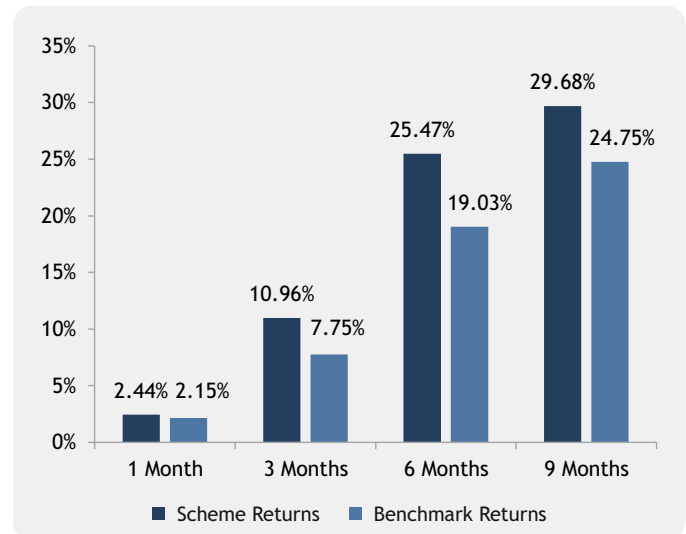
Portfolio

Security	Industry	% to Net Assets
HDFC Bank Ltd	Banks	13.43%
ITC Limited	Diversified FMCG	8.16%
Bajaj Holding & Investment Limited	Finance	7.70%
Kotak Mahindra Bank Ltd.	Banks	5.47%
Power Grid Corporation of India Ltd.	Power	5.42%
Power Finance Corporation Ltd.	Finance	4.53%
Maruti Suzuki India Ltd.	Automobiles	4.39%
State Bank of India	Banks	4.10%
HCL Technologies Limited	IT - Software	3.95%
Petronet LNG Ltd	Gas	3.65%
Infosys Ltd.	IT - Software	3.58%
Indraprashta Gas Ltd	Gas	3.58%
Axis Bank Ltd.	Banks	3.08%
ICICI Bank Ltd.	Banks	2.96%
SBI Life Insurance Company Limited	Insurance	2.71%
PI Industries Limited	Fertilizers & Agrochemicals	2.70%
Dr. Reddys Laboratories Ltd.	Pharmaceuticals & Biotechnology	2.20%
Cipla Ltd.	Pharmaceuticals & Biotechnology	1.93%
Coromandel International Limited	Fertilizers & Agrochemicals	1.73%
Mahindra & Mahindra Ltd.	Automobiles	1.63%
Bharti Airtel Ltd.	Telecom - Services	1.60%
ICICI Lombard General Insurance Co Ltd	Insurance	1.38%
Grasim Industries Limited	Cement & Cement Products	1.14%
Bajaj Finance Ltd.	Finance	1.13%
Tech Mahindra Ltd.	IT - Software	0.52%
Marico Ltd.	Agricultural Food & other Products	0.42%
Reliance Industries Ltd.	Petroleum Products	0.38%
Wipro Ltd.	IT - Software	0.08%
Cash & Cash Equivalents		6.46%
Total		100.00%

Industry Allocation (Top 10)



Scheme Performance v/s Benchmark



Scheme Performance		
	Scheme Returns	Benchmark Returns
1 Month	2.44%	2.15%
3 Months	10.96%	7.75%
6 Months	25.47%	19.03%
9 Months	29.68%	24.75%

Past performance may or may not be sustained in future and should not be used as a basis for comparison with other investments. Returns under NPS are subject to market risk and are prone to fluctuation depending on the state of the Financial market.

Investors are advised to consult their own legal, tax and financial advisors to determine possible tax, legal and other financial implication or consequence of subscribing to the schemes of DSP Pension Fund Managers Private Limited. Tax laws are subject to change.

Scheme Features:

Date: September 30, 2024

Date of Allotment: 26th December 2023
Fund Manager: Deepak Chahar
Asset Class: Corporate Bonds

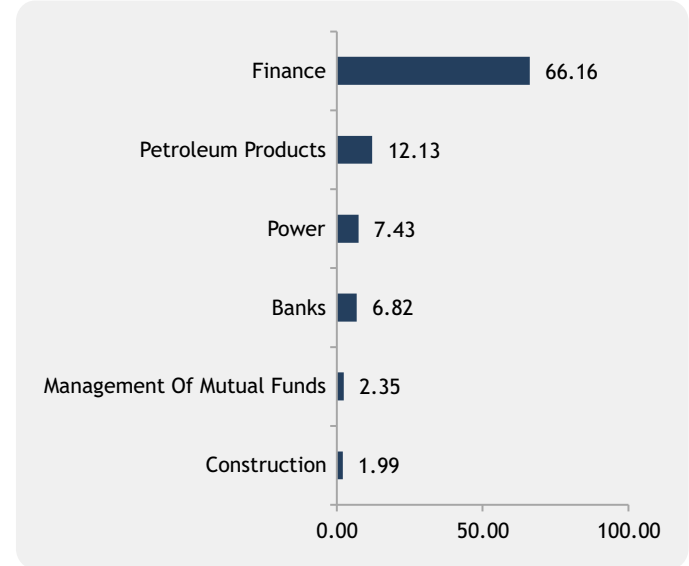
AUM as on 30th Sep 2024: ₹178.61 Cr.
Month End Expense Ratio: 0.09%

Benchmark: NPS Customised Index
Since Inception Returns: 7.15%

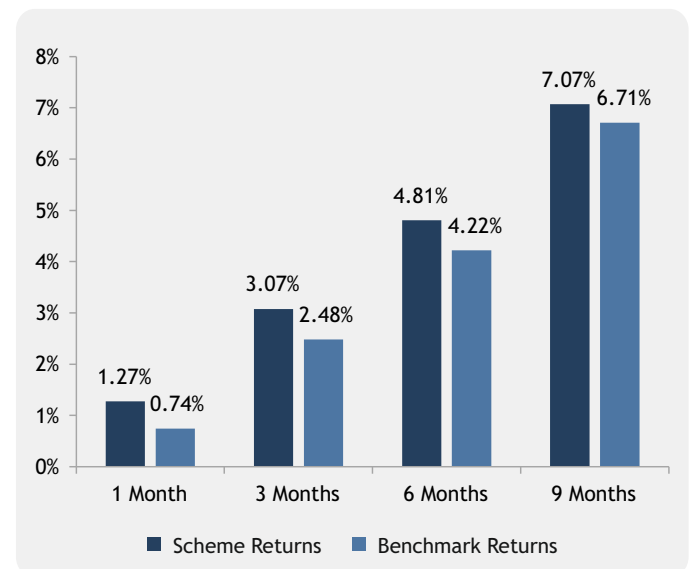
Portfolio

Security	% to Net Assets
Lic Housing Finance Ltd.	9.02%
National Bank For Financing Infrastructure And Development	8.54%
NIIF Infrastructure Finance Limited	7.91%
National Bank for Agriculture & Rural Development	7.14%
Indian Oil Corporation Ltd	5.71%
Kotak Mahindra Prime Ltd.	5.65%
Can Fin Homes Ltd.	4.85%
Power Grid Corporation of India Ltd.	3.78%
TATA Capital Housing Finance Limited	3.70%
HDFC Bank Ltd	3.62%
Small Industries Development Bank Of india	3.61%
Reliance Industries Ltd.	3.38%
Power Finance Corporation Ltd.	3.31%
State Bank of India	3.20%
Hindustan Petroleum Corporation Ltd	3.04%
Rural Electrification Corporation Limited	2.97%
ICICI Home Finance Company Ltd	2.79%
Cholamandalam Investment & Finance Company Ltd	2.55%
National Thermal Power Corporation Ltd.	1.76%
Nuclear Power Corporation of India Limited	1.44%
Export Import Bank Of India	1.14%
Bajaj Finance Ltd.	1.13%
Tata Capital Limited.	1.12%
National Highways Authority of India	1.12%
DME Development Ltd.	0.87%
Housing and Urban Dev Corpn Ltd	0.56%
Jamnagar Utilities & Power Pvt. Ltd.	0.27%
Indian Railway Finance Corporation Ltd.	0.18%
NHPC Ltd	0.18%
Cash & Cash Equivalents	5.47%
Total	100.00%

Industry Allocation



Scheme Performance v/s Benchmark



Scheme Performance		
	Scheme Returns	Benchmark Returns
1 Month	1.27%	0.74%
3 Months	3.07%	2.48%
6 Months	4.81%	4.22%
9 Months	7.07%	6.71%

Past performance may or may not be sustained in future and should not be used as a basis for comparison with other investments. Returns under NPS are subject to market risk and are prone to fluctuation depending on the state of the Financial market.

Investors are advised to consult their own legal, tax and financial advisors to determine possible tax, legal and other financial implication or consequence of subscribing to the schemes of DSP Pension Fund Managers Private Limited. Tax laws are subject to change.

Scheme Features:

Date: September 30, 2024

Date of Allotment: 26th December 2023
Fund Manager: Deepak Chahar
Asset Class: Government Securities

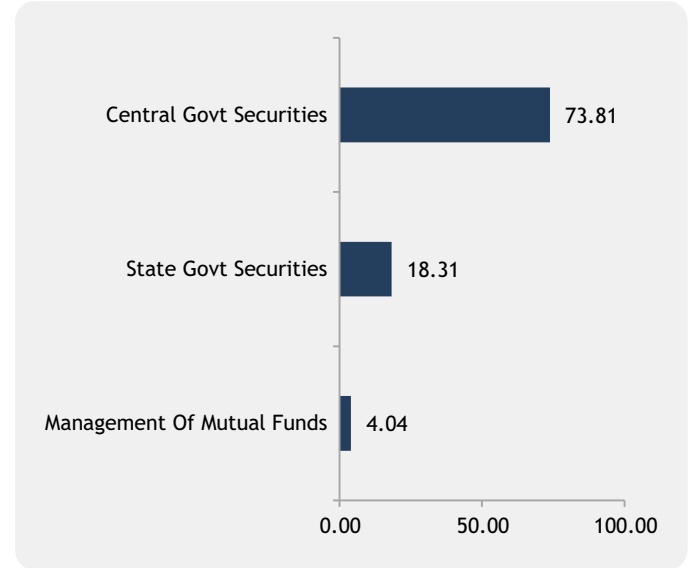
AUM as on 30th Sep 2024: ₹269.99 Cr.
Month End Expense Ratio: 0.09%

Benchmark: CRISIL Broad Based Long Term Gilt Index & NPS Customized SDL 9.5-15 Index
Since Inception Returns: 11.0%

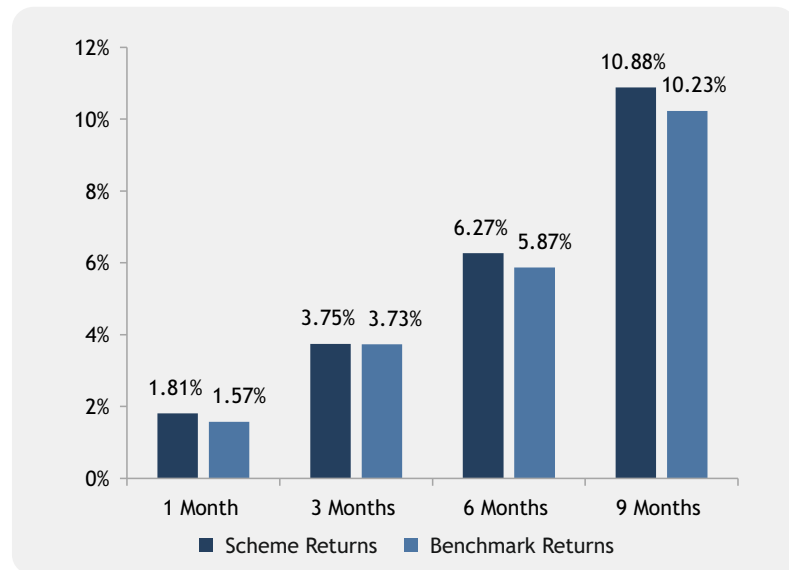
Portfolio

Security	% to Net Assets
Central Government of India Loans	73.81%
Maharashtra State Development Loans	6.13%
Telangana State Development Loans	4.33%
Karnataka State Government	3.30%
Tamil Nadu State Development Loans	2.81%
Madhyapradesh State Development Loans	1.17%
Harayana State Development Loans	0.38%
Gujrat State Development Loans	0.19%
Cash & Cash Equivalents	7.88%
Total	100.00%

Industry Allocation



Scheme Performance v/s Benchmark



Scheme Performance		
	Scheme Returns	Benchmark Returns
1 Month	1.81%	1.57%
3 Months	3.75%	3.73%
6 Months	6.27%	5.87%
9 Months	10.88%	10.23%

Past performance may or may not be sustained in future and should not be used as a basis for comparison with other investments. Returns under NPS are subject to market risk and are prone to fluctuation depending on the state of the Financial market.

Investors are advised to consult their own legal, tax and financial advisors to determine possible tax, legal and other financial implication or consequence of subscribing to the schemes of DSP Pension Fund Managers Private Limited. Tax laws are subject to change.

Scheme Features:

Date: September 30, 2024

Date of Allotment: 26th December 2023
Fund Manager: Ramneek Kundra / Deepak Chahar
Asset Class: Alternative Investment

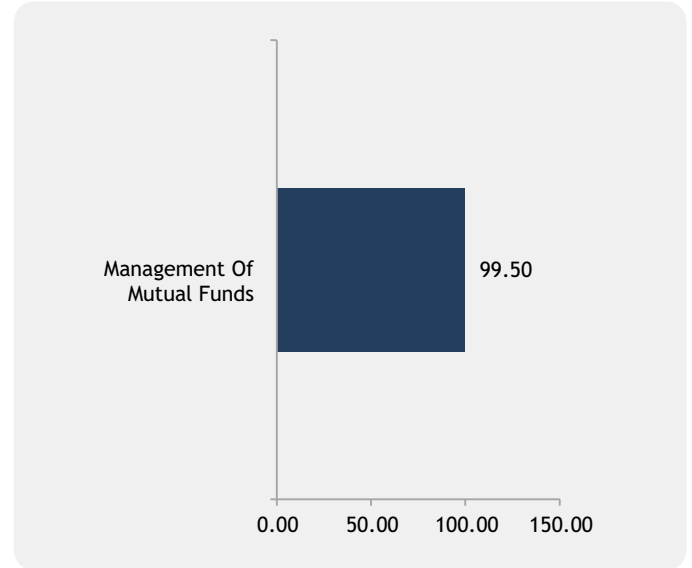
AUM as on 30th Sep 2024: ₹0.34 Cr.
Month End Expense Ratio: 0.09%

Benchmark: -
Since Inception Returns: 4.86%

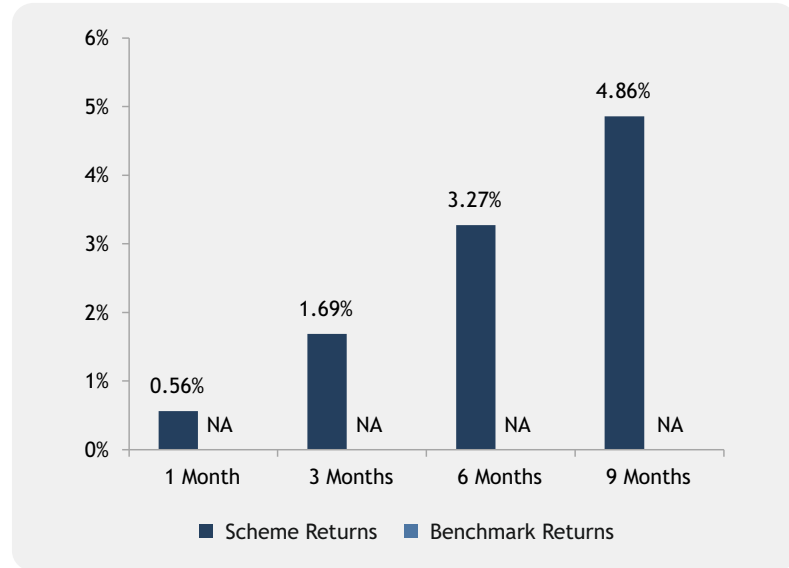
Portfolio

Security	% to Net Assets
Cash & Cash Equivalents	100.00%
Total	100.00%

Industry Allocation



Scheme Performance v/s Benchmark



Scheme Performance		
	Scheme Returns	Benchmark Returns
1 Month	0.56%	NA
3 Months	1.69%	NA
6 Months	3.27%	NA
9 Months	4.86%	NA

Past performance may or may not be sustained in future and should not be used as a basis for comparison with other investments. Returns under NPS are subject to market risk and are prone to fluctuation depending on the state of the Financial market.

Investors are advised to consult their own legal, tax and financial advisors to determine possible tax, legal and other financial implication or consequence of subscribing to the schemes of DSP Pension Fund Managers Private Limited. Tax laws are subject to change.

Scheme Features:

Date: September 30, 2024

Date of Allotment: 27th December 2023
Fund Manager: Ramneek Kundra
Asset Class: Equity

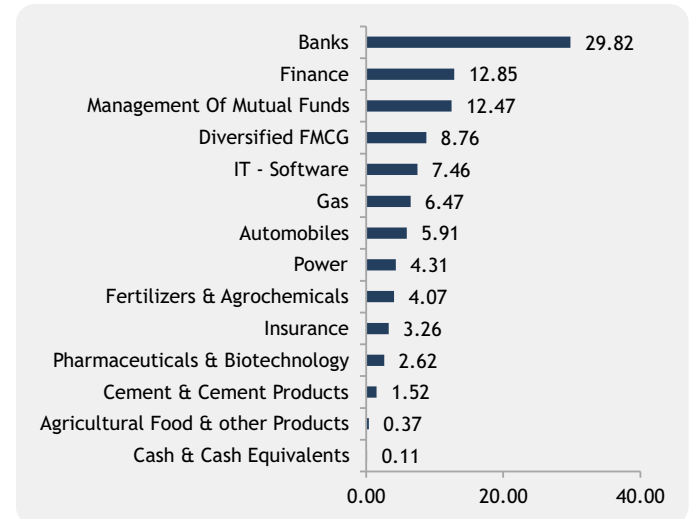
AUM as on 30th Sep 2024: ₹4.03 Cr.
Month End Expense Ratio: 0.09%
Portfolio Turnover: 6.55%

Benchmark: S&P BSE 200
Since Inception Returns: 25.70%

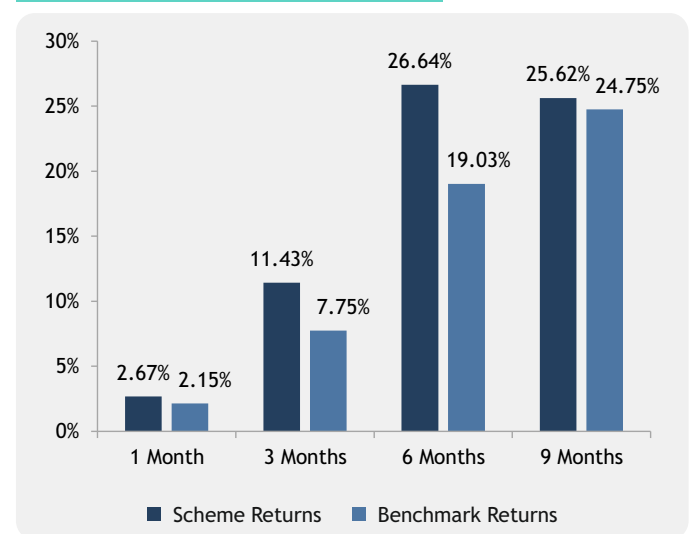
Portfolio

Security	Industry	% to Net Assets
HDFC Bank Ltd	Banks	11.88%
ITC Limited	Diversified FMCG	8.76%
Bajaj Holding & Investment Limited	Finance	7.74%
Kotak Mahindra Bank Ltd.	Banks	5.84%
Axis Bank Ltd.	Banks	4.57%
Maruti Suzuki India Ltd.	Automobiles	4.37%
Power Grid Corporation of India Ltd.	Power	4.31%
Power Finance Corporation Ltd.	Finance	4.09%
State Bank of India	Banks	3.92%
HCL Technologies Limited	IT - Software	3.68%
ICICI Bank Ltd.	Banks	3.62%
Petronet LNG Ltd	Gas	3.43%
Indraprastha Gas Ltd	Gas	3.04%
Infosys Ltd.	IT - Software	2.90%
SBI Life Insurance Company Limited	Insurance	2.29%
PI Industries Limited	Fertilizers & Agrochemicals	2.23%
Dr. Reddys Laboratories Ltd.	Pharmaceuticals & Biotechnology	2.11%
Coromandel International Limited	Fertilizers & Agrochemicals	1.84%
Mahindra & Mahindra Ltd.	Automobiles	1.54%
Grasim Industries Limited	Cement & Cement Products	1.52%
Bajaj Finance Ltd.	Finance	1.01%
ICICI Lombard General Insurance Co Ltd	Insurance	0.97%
Tech Mahindra Ltd.	IT - Software	0.88%
Cipla Ltd.	Pharmaceuticals & Biotechnology	0.51%
Marico Ltd.	Agricultural Food & other Products	0.37%
Cash & Cash Equivalents		12.58%
Total		100.00%

Industry Allocation (Top 10)



Scheme Performance v/s Benchmark



Scheme Performance		
	Scheme Returns	Benchmark Returns
1 Month	2.67%	2.15%
3 Months	11.43%	7.75%
6 Months	26.64%	19.03%
9 Months	25.62%	24.75%

Past performance may or may not be sustained in future and should not be used as a basis for comparison with other investments. Returns under NPS are subject to market risk and are prone to fluctuation depending on the state of the Financial market.

Investors are advised to consult their own legal, tax and financial advisors to determine possible tax, legal and other financial implication or consequence of subscribing to the schemes of DSP Pension Fund Managers Private Limited. Tax laws are subject to change.

Scheme Features:

Date: September 30, 2024

Date of Allotment: 27th December 2023
Fund Manager: Deepak Chahar
Asset Class: Corporate Bonds

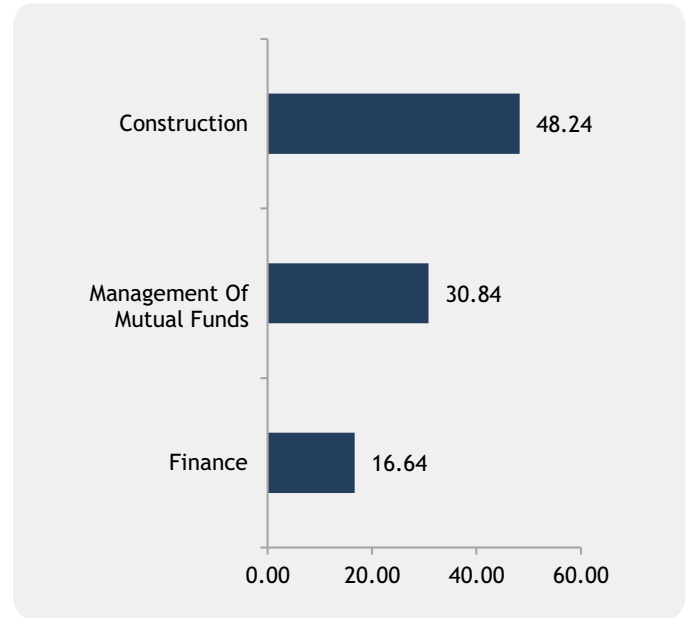
AUM as on 30th Sep 2024: ₹0.62 Cr.
Month End Expense Ratio: 0.09%

Benchmark: NPS Customised Index
Since Inception Returns: 8.57%

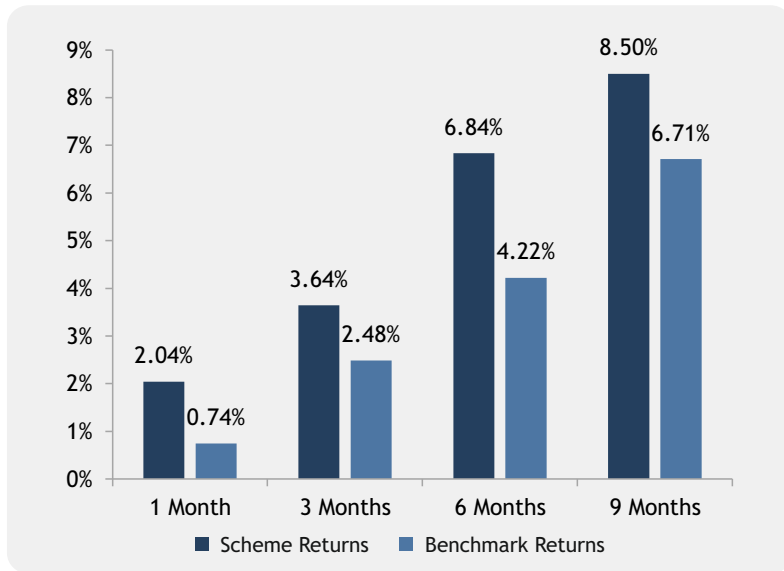
Portfolio

Security	% to Net Assets
National Highways Authority of India	48.24%
Power Finance Corporation Ltd.	16.64%
Cash & Cash Equivalents	35.11%
Total	100.00%

Industry Allocation



Scheme Performance v/s Benchmark



Scheme Performance		
	Scheme Returns	Benchmark Returns
1 Month	2.04%	0.74%
3 Months	3.64%	2.48%
6 Months	6.84%	4.22%
9 Months	8.50%	6.71%

Past performance may or may not be sustained in future and should not be used as a basis for comparison with other investments. Returns under NPS are subject to market risk and are prone to fluctuation depending on the state of the Financial market.

Investors are advised to consult their own legal, tax and financial advisors to determine possible tax, legal and other financial implication or consequence of subscribing to the schemes of DSP Pension Fund Managers Private Limited. Tax laws are subject to change.

Scheme Features:

Date: September 30, 2024

Date of Allotment: 27th December 2023
Fund Manager: Deepak Chahar
Asset Class: Government Securities

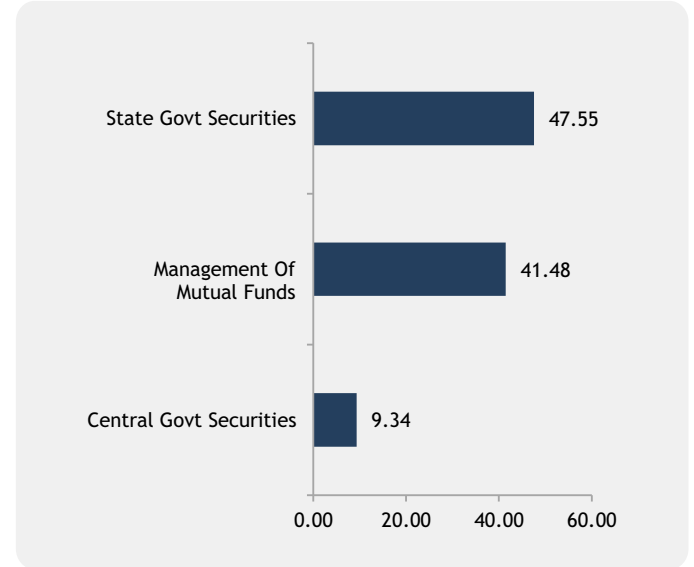
AUM as on 30th Sep 2024: ₹1.10 Cr.
Month End Expense Ratio: 0.09%

Benchmark: CRISIL Broad Based Long Term Gilt Index & NPS Customized SDL 9.5-15 Index
Since Inception Returns: 7.45%

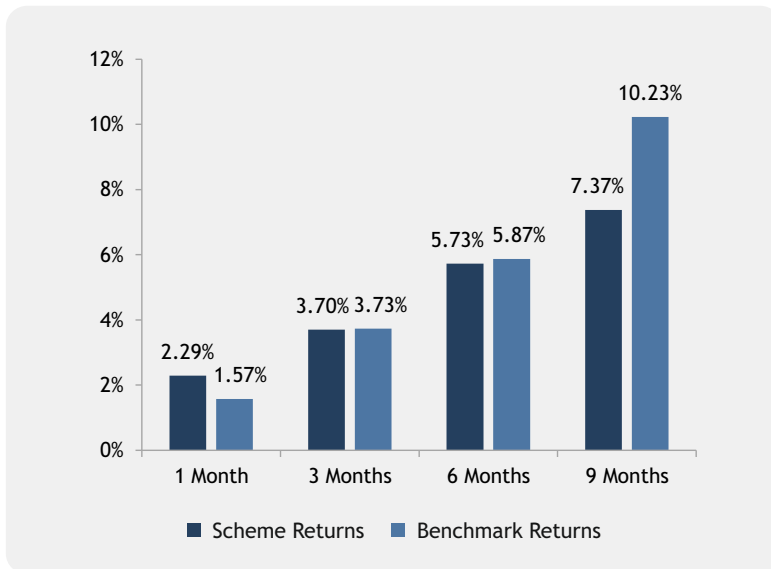
Portfolio

Security	% to Net Assets
Karnataka State Government	47.55%
Central Government of India Loans	9.34%
Cash & Cash Equivalents	43.11%
Total	100.00%

Industry Allocation



Scheme Performance v/s Benchmark



Scheme Performance		
	Scheme Returns	Benchmark Returns
1 Month	2.29%	1.57%
3 Months	3.70%	3.73%
6 Months	5.73%	5.87%
9 Months	7.37%	10.23%

Past performance may or may not be sustained in future and should not be used as a basis for comparison with other investments. Returns under NPS are subject to market risk and are prone to fluctuation depending on the state of the Financial market.

Investors are advised to consult their own legal, tax and financial advisors to determine possible tax, legal and other financial implication or consequence of subscribing to the schemes of DSP Pension Fund Managers Private Limited. Tax laws are subject to change.

Scheme Features:

Date: August 30, 2024

Date of Allotment: 12th January 2024
Fund Manager: Ramneek Kundra / Deepak Chahar
Asset Class: Equities and Bonds

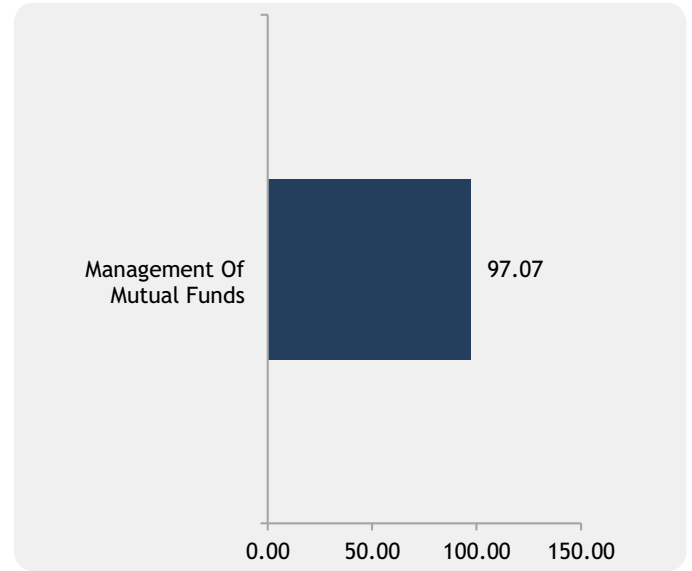
AUM as on 30th Sep 2024: ₹0.01 Cr.
Month End Expense Ratio: 0.09%

Benchmark:-
Since Inception Returns: 4.34%

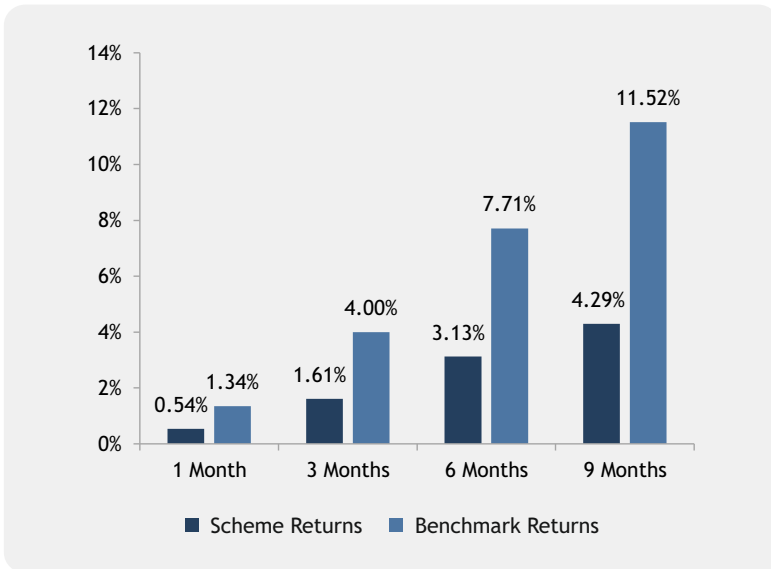
Portfolio

Security	% to Net Assets
Cash & Cash Equivalents	100.00%
Total	100.00%

Industry Allocation



Scheme Performance v/s Benchmark



Scheme Performance		
	Scheme Returns	Benchmark Returns
1 Month	0.54%	1.34%
3 Months	1.61%	4.00%
6 Months	3.13%	7.71%
9 Months	4.29%	11.52%

Past performance may or may not be sustained in future and should not be used as a basis for comparison with other investments. Returns under NPS are subject to market risk and are prone to fluctuation depending on the state of the Financial market.

Investors are advised to consult their own legal, tax and financial advisors to determine possible tax, legal and other financial implication or consequence of subscribing to the schemes of DSP Pension Fund Managers Private Limited. Tax laws are subject to change.